



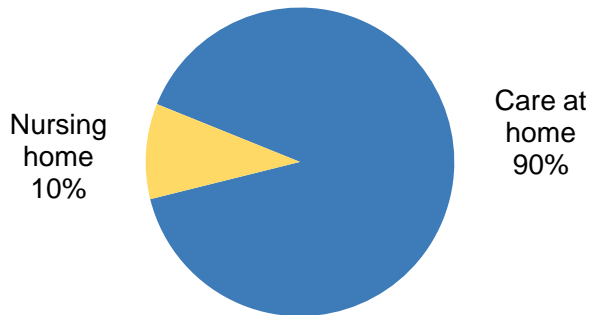
HOME CARE INVESTMENTS IN THE BUILD BACK BETTER PLAN

*National survey among 1,001 registered voters
conducted September 8 to 11, 2021 for*

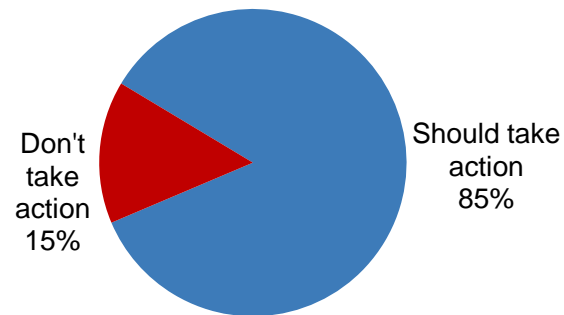


Key Findings on Home Care Investments

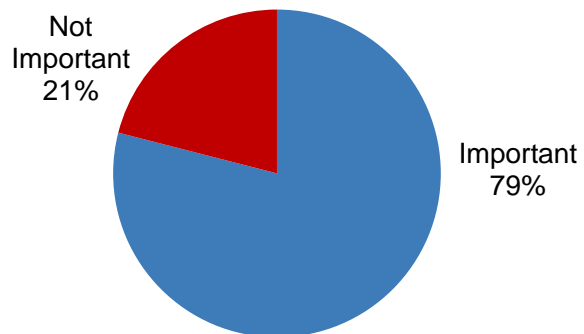
Preference for Long-term Care



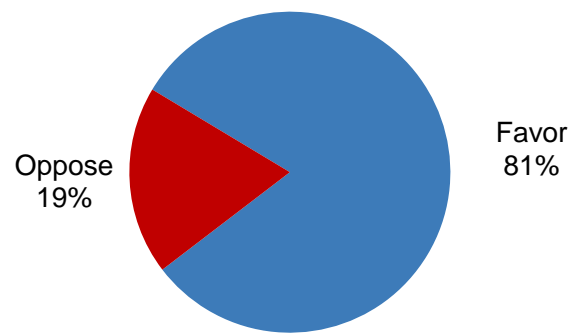
Congress Should Act on Affordable Home Care



Important that Congress includes long-term care in BBB



Support for Proposed Home Care Plank



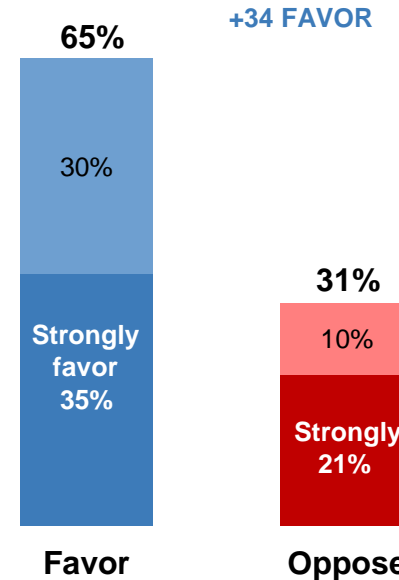
Strong Support for Build Back Better Plan

Support for Build Back Better Plan

Congress is considering legislation, called the “Build Back Better Plan,” to address economic needs facing the country. It would:

- Lower the cost of healthcare for working families and seniors, including prescription drugs.
- Make child care and college more affordable, preschool available to all 3- and 4-year-olds.
- Improve wages and benefits for millions of workers, more workers have paid family and medical leave.
- Take action to combat climate change, increase use of clean energy.
- Provide a path to citizenship for documented immigrants who can't safely return to their country, DREAMers, undocumented farmworkers/essential workers.
- Expand access to quality, affordable long-term care for seniors and people with disabilities, especially care provided in their homes.

Cost of \$3.5 trillion over 10 years, paid for by raising taxes on corporations and incomes over \$400,000 (no tax increase if making under \$400,000).



Breaking Down Support for Build Back Better Plan

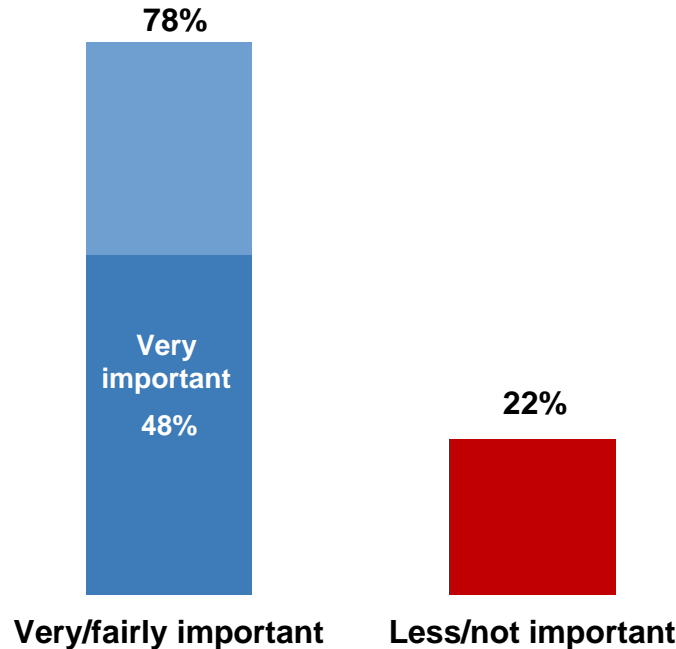
	Favor	Oppose		Favor	Oppose
All voters	65%	31%	Northeast	68%	31%
Men	60%	37%	South	61%	33%
Women	69%	26%	Midwest	62%	35%
Age 18 to 34	82%	16%	West	71%	26%
Age 35 to 49	71%	22%	Urban	79%	17%
Age 50 to 64	56%	40%	Suburban	61%	36%
Age 65/older	51%	46%	Small town/rural	59%	36%
Income under \$40K	68%	26%	Democrats	93%	5%
Income \$40K to \$100K	66%	31%	Independents	64%	29%
Income over \$100K	61%	37%	Republicans	37%	60%
White non-college grads	58%	38%	Very conservative GOPs	26%	71%
White college grads	60%	38%	Not very conservative GOPs	44%	52%
			2020 Biden voters	91%	6%
			2020 Trump voters	37%	59%



Voters: Long-Term Care Provisions of BBB Plan Are Important.

How important is it that Congress include this provision in the legislation?

This Build Back Better legislation includes major investments to expand access to quality, affordable **long-term care for seniors and people with disabilities, especially care provided in their homes.**



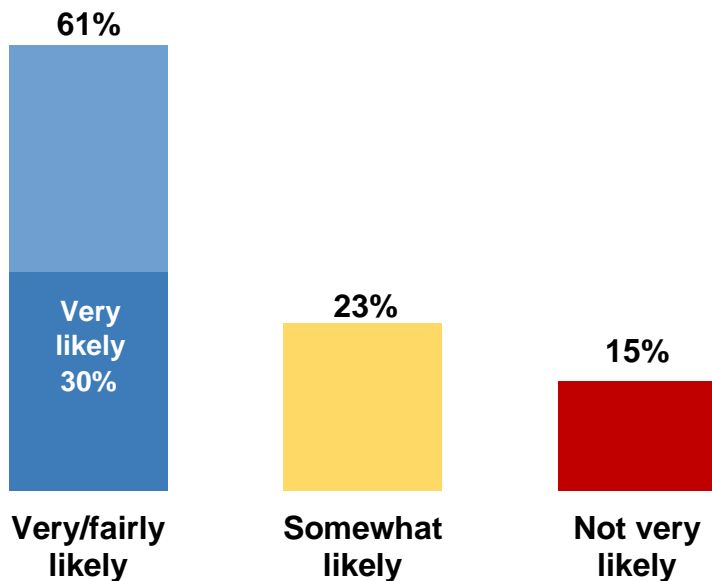
<i>Very/fairly important</i>	
Democrats	95%
Independents	80%
Republicans	61%
<hr/>	
2020 Biden voter	95%
2020 Trump voters	60%
<hr/>	
Strongly favor BBB	99%
Somewhat favor BBB	93%
Oppose BBB	42%



Most Voters Expect to Need Long-Term Care

How likely do you think it is that you or a family member will need long-term care at some point--either from someone who provides care in the home or in a nursing home or other care facility?*

* Definition prior to question:
 “Long-term care is care and support provided to seniors and people who have a disability, and who need help with the daily tasks of living for a period of three months or longer.”

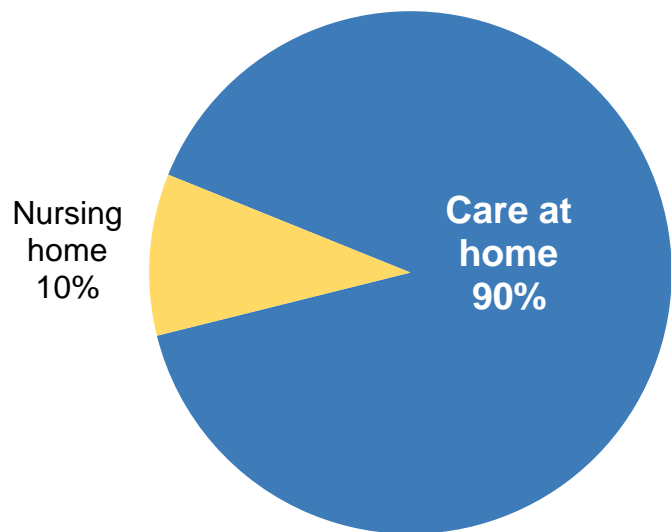


<i>Very/fairly likely to need care</i>	
Democrats	69%
Independents	59%
Republicans	54%
<hr/>	
Age 18 to 34	59%
Age 35 to 49	68%
Age 50 to 64	65%
Age 65/older	54%
<hr/>	
Northeast	64%
South	61%
Midwest	56%
West	63%



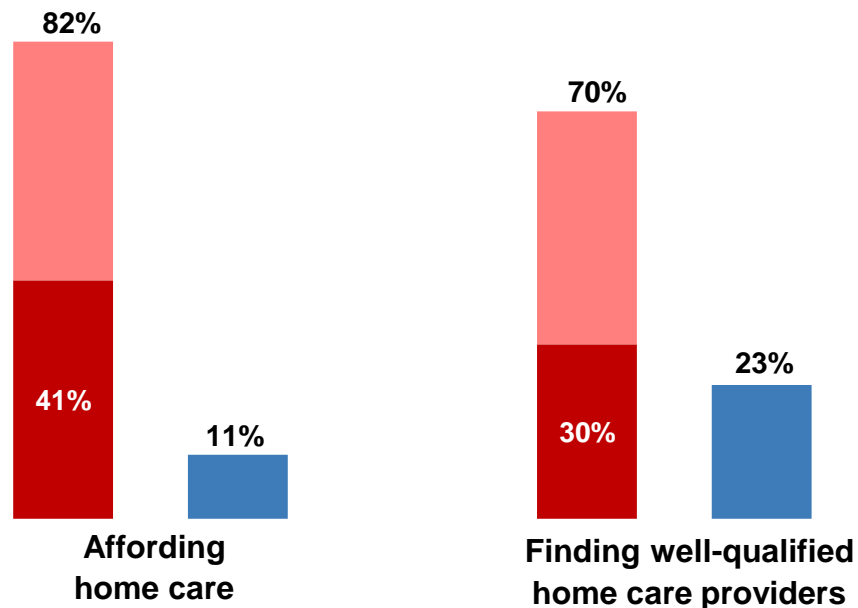
Home Care Strongly Preferred over Institutional Care—But Hard to Find and Afford

Preference for Long-Term Care



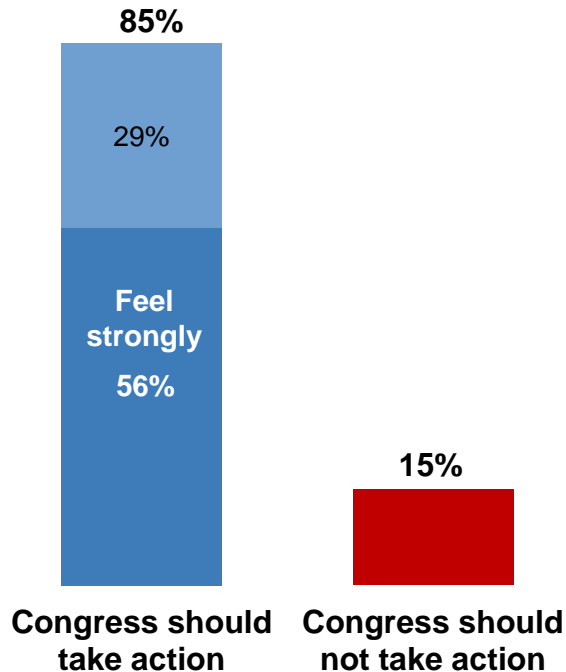
Obtaining Home Care

Very difficult Somewhat difficult Easy



Huge Majority Wants Congress to Take Action on Home Care

Do you think Congress should or should not take action to improve the availability of quality, affordable home care for American families?

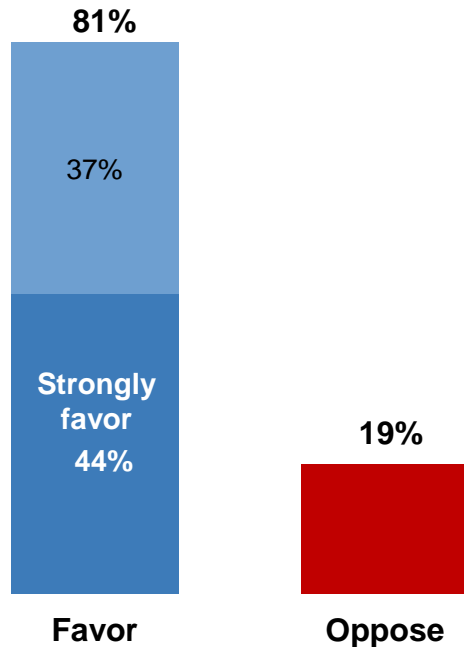


<i>Congress should take action</i>			
Northeast	85%	Urban	91%
South	85%	Suburban	82%
Midwest	83%	Small town/rural	83%
West	86%	Democrats	97%
Age 18 to 34	92%	Independents	86%
Age 35 to 49	91%	Republicans	72%
Age 50 to 64	79%		
Age 65/older	78%		



Four in Five Favor Home Care Investments within BBB Plan

Support for Home Care Investments



* The Build Back Better legislation would make a large investment to help families afford the home care services they need. Specifically, the plan would:

- Increase Medicaid funding for states to provide home care for hundreds of thousands of families who need it.
- Provide additional funding to states to expand at-home and community-based care options as an alternative to traditional nursing homes.
- Create hundreds of thousands of new caregiving jobs and increase wages and benefits for home care workers.

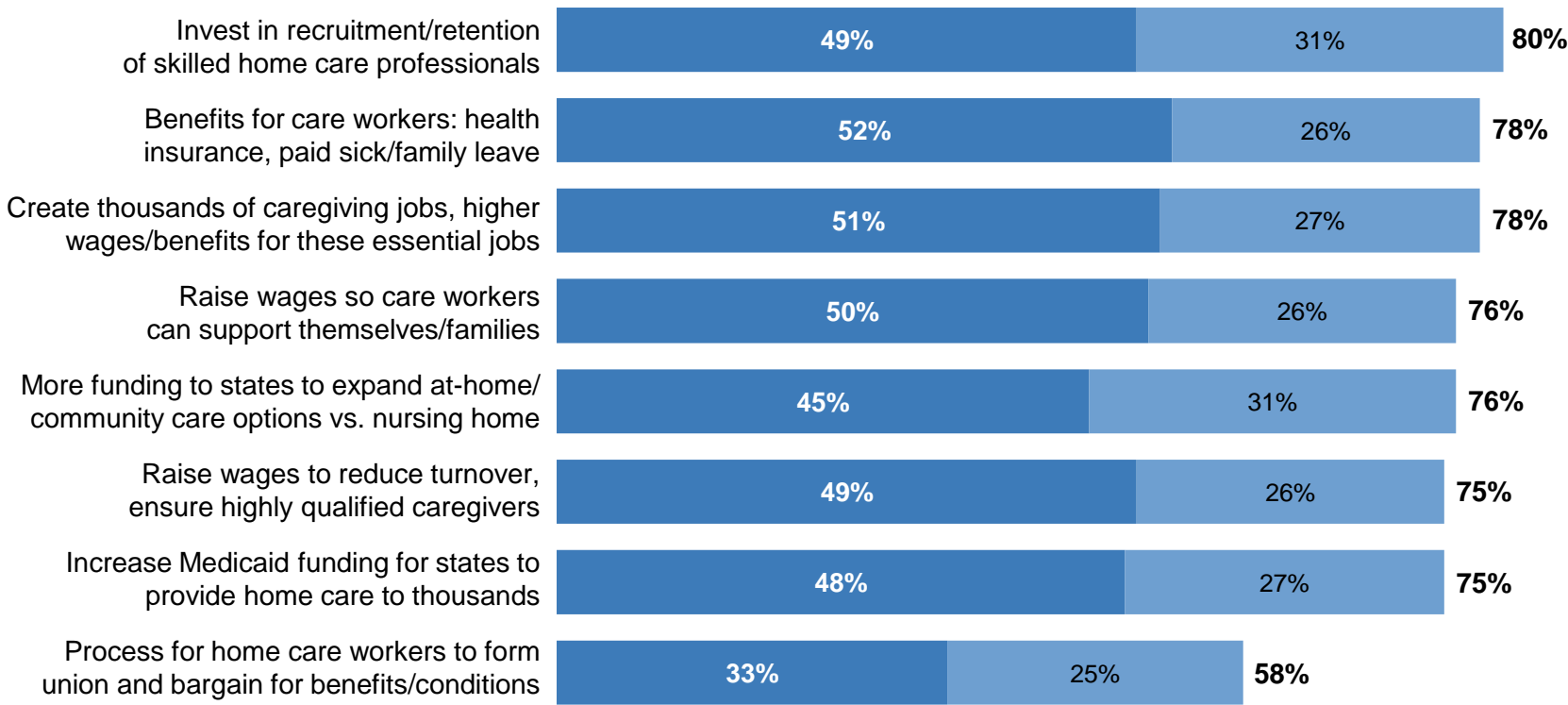
Support for Home Care Investments Crosses Party Lines

Proportions Who FAVOR Home Care Plan after Description

All voters	81%	Northeast	82%	Democrats	97%
Men	76%	South	82%	Independents	85%
Women	86%	Midwest	77%	Republicans	63%
Age 18 to 34	92%	West	84%	Very conservative GOPs	52%
Age 35 to 49	87%	Urban	90%	Not very conservative GOPs	71%
Age 50 to 64	76%	Suburban	77%	2020 Biden voters	97%
Age 65/older	71%	Small town/rural	81%	2020 Trump voters	64%
Income under \$40K	87%	White non-college grads	81%		
Income \$40K to \$100K	83%	White college grads	74%		
Income over \$100K	74%				



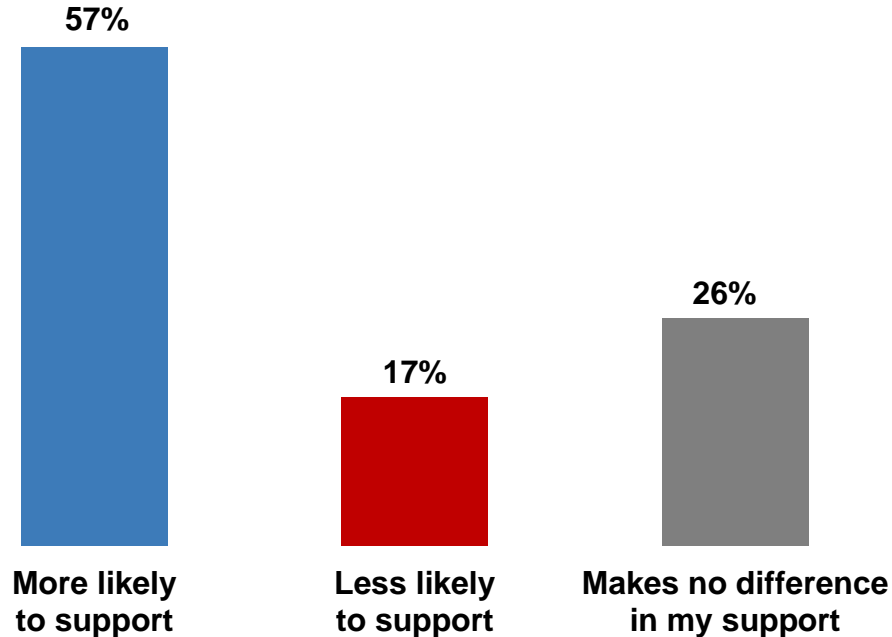
Specific Elements of Home Care Plan Are Popular



Pay-Fors Increase Support for Home Care Plan

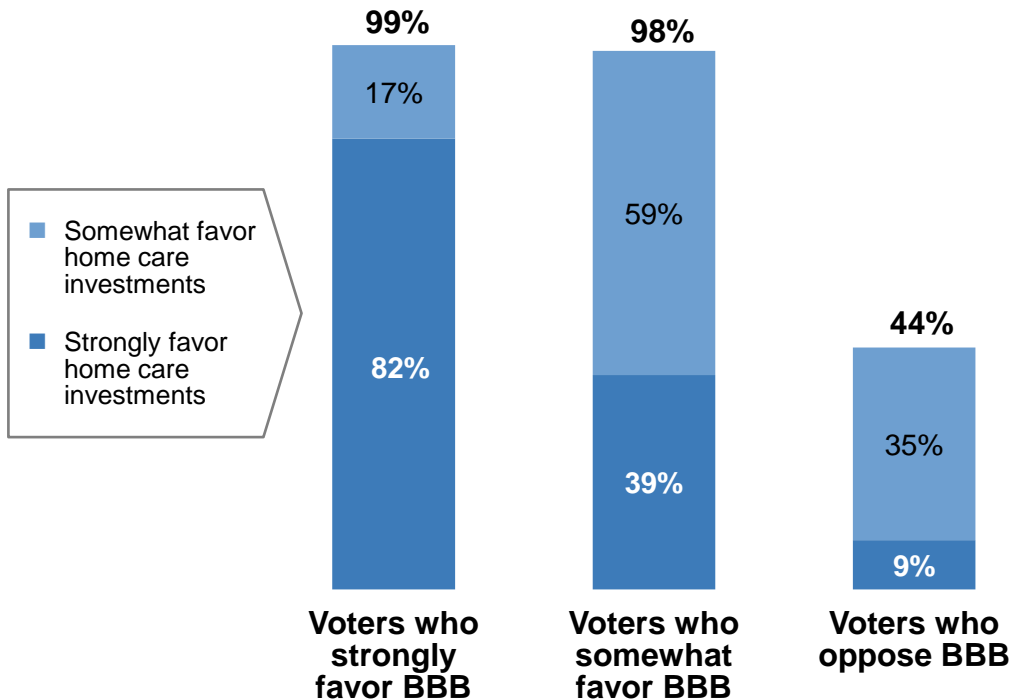
Does this make you more or less likely to support these investments in long-term care and home care?*

*This proposal to expand investments in long-term care and home care would be paid for by raising taxes on incomes over \$400,000 and on corporate profits.



Home Care Provisions Could Strengthen Support for BBB Plan

FAVOR Home Care Investments, by Support for BBB



Three in ten voters (29%) support home care investments more than they support the overall BBB plan.

	Home care voters
Democrats	24%
Independents	26%
Republicans	50%
<hr/>	
2020 Biden voters	37%
2020 Trump voters	59%
<hr/>	
Liberals	15%
Moderates	33%
Conservatives	51%
<hr/>	
White non-college grads	55%
<hr/>	
Priority: Cost of living	61%
Priority: Jobs	35%

